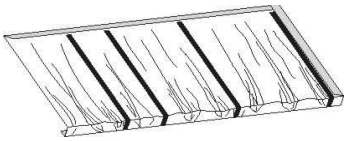
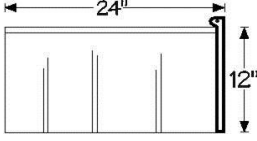
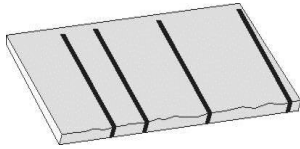
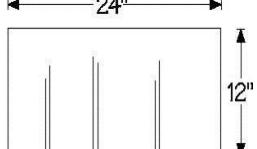

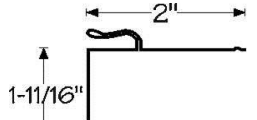

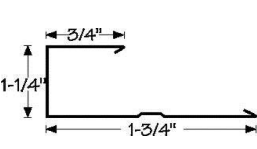
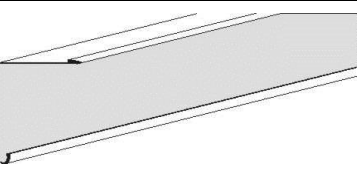
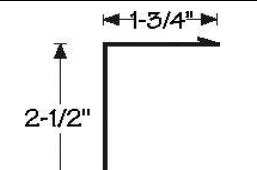

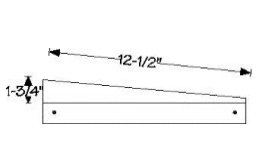
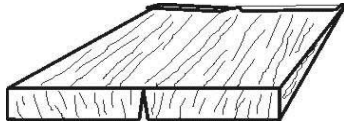
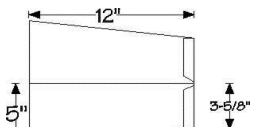
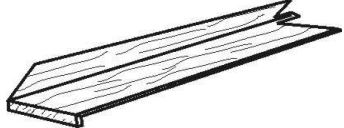
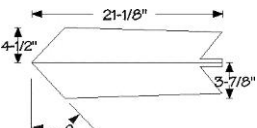
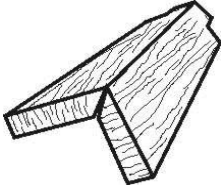
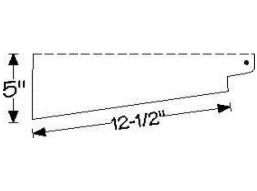

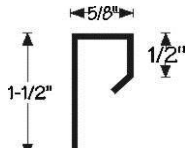
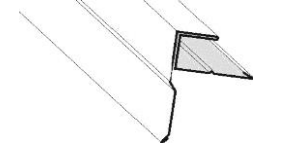
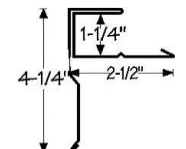
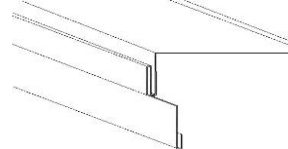
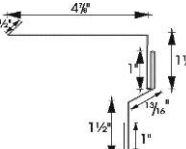
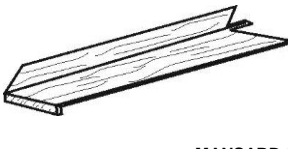
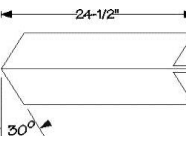
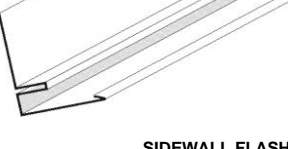
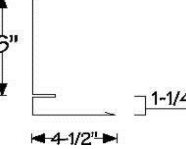
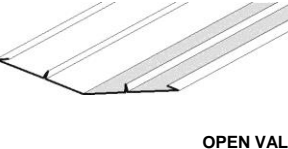
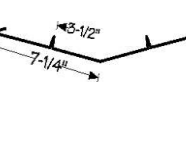
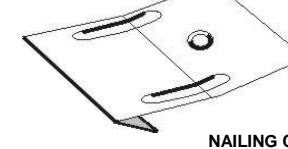
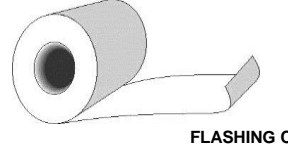


GREAT AMERICAN SHAKE

PART NO.	PRODUCT	DIMENSIONS	SPECIFICATIONS & PACKAGING
4001	 <p>GREAT AMERICAN SHAKE SHINGLE</p>		<p>Exposure: 24"x12" Butt: 1 1/8" Per Carton: 50 panels Coverage: 1 square Gross Weight: 44 lbs.</p> <p>Residential & light commercial use.</p>
424	 <p>STYROFOAM PANEL INSERT</p>		<p>24"x12" Sold by 2 squares only. Used one per panel in areas requiring extra rigidity.</p>
402	 <p>EAVE STARTER STRIP</p>		<p>Length: 12' Per Carton: 25 pieces 300 lineal feet Gross Weight: 42.8 lbs.</p> <p>One-piece starter/drip combination.</p>
404	 <p>"J" CHANNEL</p>		<p>Length: 12' Per Carton: 25 pieces 300 lineal feet Gross Weight: 31 lbs.</p> <p>Siding/mansard trim-out.</p>
405	 <p>GABLE TRIM</p>		<p>Length: 12' Per Carton: 25 pieces 300 lineal feet Gross Weight: 30.6 lbs.</p> <p>Drip Edge used with SH-406 Gable Caps.</p>
406R	 <p>GABLE CAP</p>		<p>Exposed Length: 12" Per Carton: 100 pieces left or 100 pieces right Gross Weight: 12 lbs.</p> <p>Used with SH-405. Handedness determined by looking into eave from ground.</p>
406L			
407	 <p>RIDGE CAP</p>		<p>Length: 12" Butt: 1 1/4" Per Carton: 60 pieces Gross Weight: 20.2 lbs.</p> <p>For roof peaks & mismatched hips. Ridges and hips must be watertight before 407 installation.</p>
408	 <p>HIP CAP</p>		<p>Coverage: One Course Butt: 1 1/2" Per Carton: 40 pieces Gross Weight: 16.7 lbs.</p> <p>For hips with equal roof pitches.</p>
413	 <p>SIDING CORNER</p>		<p>Coverage: 12" Per Carton: 40 pieces Gross Weight: 14 lbs.</p> <p>Individual corners for vertical walls and nearly vertical mansards.</p>

GREAT AMERICAN SHAKE

PART NO.	PRODUCT	DIMENSIONS	SPECIFICATIONS & PACKAGING
415	 26ga. STEEL "J" PURLIN		Length: 12' Per Carton: 25 pieces 300 lineal feet Gross Wt.: 75 lbs. Receiving channel for all-metal mansards with no weight load.
417	 GABLE EDGE TRIM		Length: 12' Per Carton: 25 pieces 300 lineal feet Gross Weight: 75 lbs. Used as alternative to 405/406 combination.
2027	 GABLE CHANNEL		Length: 12' Per Carton: 10 pieces 120 lineal feet Gross Weight: 40 lbs. Bend-over Gable.
420	 MANSARD CAP		Coverage: One Course Butt: 1/2" Per Carton: 50 pieces Gross Weight: 23 lbs. Steep Mansard or over 90-degrees hip trim.
421	 SIDEWALL FLASHING		Length: 12' Per Carton: 10 pieces 120 lineal feet Gross Weight: 40 lbs. Roof into sidewall trim.
425	 OPEN VALLEY		Length: 12' Per Carton: 5 pieces 60 lineal feet. Gross Weight: 25 lbs. Self-cleaning Valley.
4009	 NAILING CLIP		2500 Pieces Per Carton 5 Boxes of 500 each
C-250	 FLASHING COIL		C-250 Width: 24", 50 lineal feet, 1 roll 26 lbs.
C-252			C-252 Width: 24", 100 lineal feet, 1 roll 52 lbs.

COLORS AVAILABLE:

Black, Buckskin, Caramel, Deep Charcoal, Forest Green, Mustang Brown, Shake Gray, Terra Red

Inquire about pricing for Great American Shake Exotic Colors.



8510 Industry Park Dr.
P O Box 701
Piqua, Ohio 45356
Tel. 937-778-5119
Toll-Free: 1-888-705-5656
Sales Office Fax: 937-778-5116
www.greenamericanhome.com
info@greenamericanhome.com